

McPHERSON OPERA HOUSE TECHNICAL PORTFOLIO

GENERAL INFORMATION

Address: McPherson Opera House
219 South Main Street
McPherson, Kansas 67460
phone e-mail

Staff: ----- (620) 241-
1952 mcphersonoperahouse.com
FAX number (785) xxxxxxx

Time Zone: Central Standard:

Lodging: Best Western –Holiday Manor Days
Inn

2211 E. Kansas Ave. 2300 E Kansas Ave
McPherson, KS McPherson KS
(620) 241 5343 (620) 241 3690
Holiday Inn Express Econo Lodge
2302 E Kansas Ave 2111 E. Kansas Ave
McPherson, KS McPherson, KS
(620) 241-5566 (620) 241-6960

Taxi: J & N Taxi (620) 245-9405
Mac Cab Taxi (620)241-6068

Airports: Wichita Mid Continent Airport x
Miles

Kansas City International Airport x Miles

Restaurants:

Applebee's 2280 E. Kansas Ave
Courtyard on Main 203 S. Main Ave
Golden Dragoon 2226 E. Kansas Ave
LaFiesta Mexican Restaurant 2090 E. Kansas
Ave
Main Street Deli 108 S. Main
Montana Mike Steakhouse 2211 E. Kansas Ave.
Neighbors Café 204 S. Main
Perkins 2111 E. Kansas Ave.

Laundry:

*(drop-off
and
self-service)*

Emergency 911 for Fire, Police, Ambulance &
Rescue Squad

Numbers: Travel From North or South: Take
US I-135 to exit 60 and head west on East
Kansas Avenue (Highway 56) until you reach
Main Street about 2 miles. Turn south on Main
Street and go two blocks, the Opera House is
on the East side of the street. At the corner of
Sutherland and Main.

From East or West: Travel along Highway 56
(Kansas Avenue) until you reach the center
of town. The Main Street is south Highway

81, turn south on Main Street and travel two
blocks, the Opera House is on the East side of
the street.

Please note that trucks can not stay in alley
they must be moved after unloading. One
parking space is allowed by the Opera House
south side.

Special Needs Wheel Chair Space: The seating
areas are:

McPHERSON OPERA HOUSE TECHNICAL PORTFOLIO

CARPENTER

Seating Total: 488 / Main Floor: 228 / First Balcony: 152 / Second Balcony: 108

STAGE

Dimensions	Proscenium Width	25'0"
	Proscenium Height	22'2"
	Plaster Line to Pit.....	4'0"
	Plaster Line to U. S. Wall at Center	25'0"
	Center Line to S.R. Wall	25'0"
	Center Line to Pin Rail S.L. Wall	26'0"
	Stage Height from House Floor	3'10"
	Stage Height & Row J Height	0'0"
	Grid Height	34'0"
	Low Trim	4'0"
	High Trim	28'0"
	Batten Travel	28'0"
	Med Bridge Height	12'2"
	Loading Bridge Height	28'6"
	Proscenium to S.L. Wall	13'6"
	Proscenium to S.R. Wall	13'0"

Floor The floor is double 3/4-inch plywood on 2" x 8" sleepers
Note: Masking or Duct tape is not to be used on the stage floor. Vinyl tape, gaffer's tape and cloth spike tape are acceptable if removed after the event.

Stage Access US center: (2) 3' x 7' doorway to outside alley
DSL 3' x 7' doorway to auditorium and dressing room
DSR: 3' x 7' doorway to crossover, auditorium, and dressing rooms
USR: (2) 3' x 7' doorway to scenery storage

Orchestra Pit none

SOFT GOODS

(See line plot for standard dress)

Main Valance Bright red, Velour (1) 10' x 32', 100% fullness, unlined. Dead Hang nailed to proscenium

Main Curtain Deep Crimson, Velour (2) 18' x 17'0", 100% fullness, unlined. Manually operated as traveler from S.R. or guillotine from S.R.

House Drapery All House Stage Drapery are black velour 21 oz., 50% fullness
Mid-stage (2) Panels of 18'0" high by 17'0"
Upstage curtain (2) Panels of 18'0" high by 17'0"
Legs (3 pair) - 18'0" H x 8'0" W
Borders (4) - 5'0" H x 32'0" W
Cyclorama (1) - Natural muslin 17'0" H x 32'0" W

McPHERSON OPERA HOUSE TECHNICAL PORTFOLIO

LOAD-IN

- Loading Dock** Located on the East side of the building at the southeast corner
Loading Dock Height: 9'6" above alley level.
Load in Door: High 5' x 8'
The loading dock is serviced by street alley.
- Load in Door** The loading door is 9'6" above the alley level. It is serviced by an outside equipment lift from alley level to the stage floor. This lift is controlled from inside the load-in door. Lift rating is 500 lbs.
- Parking** Trucks cannot stay in alley they must be moved after unloading. One parking space is allowed by the Opera House South side. Additional parking is located at City parking lot behind the Opera House. A Bus or truck may park beside the Opera House on the South Side with permission from the Building Coordinator.

Note: Unauthorized vehicles will be towed at the owner's expense.

ADDITIONAL INFORMATION

The Tech Director and must approve any and all use of pyrotechnics or open flame. In addition to a permit for pyrotechnics, a demonstration of the effect will be required from the McPherson Fire Marshall to determine the safety of the device and its use.

The use of fog / hazer needs to be approved by the Tech Director two (2) weeks before the event, plus a statement of use needs to be in the audience programs.

McPHERSON OPERA HOUSE TECHNICAL PORTFOLIO

STANDARD LINE PLOT

LINE	STANDARD DRESS	DISTANCE FROM PLASTER LINE	DISTANCE FROM PREVIOUS BATTEN
1	Valance*	0'6"	
2	Main Drape*	1'0"	0'6"
3	Shell**	1'6"	0'6"
4	1 st Electric	3'6"	3'0"
5	Shell** / 1 st Border	5'0"	2'0"
6	1 st Leg	6'6"	1'6"
7	Movie Screen	7'0"	0'6"
8	2 nd Electric	9'0"	2'0"
9	2 nd Leg	11'0"	2'0"
10	2 nd Border	12'0"	1'0"
11	Midstage black traveler*	13'0"	1'0"
12	Shell**	13'6"	0'6"
13	Temp Electric	14'6"	1'0"
14	Open	15'0"	0'6"
15	3 rd Border	15'6"	0'6"
16	3 rd Leg	16'6"	1'0"
17	Open	17'0"	0'6"
18	Shell**	19'0"	2'0"
19	3 rd Electric	21'0"	2'0"
20	Upstage black traveler*	23'0"	2'0"
21	Open	24'0"	1'0"
22	Skycloth (cyc)*	24'6"	0'6"
	*will not be removed		
	** Seasonal otherwise open.		
	arbors weight limit—850 pounds.		

McPHERSON OPERA HOUSE TECHNICAL PORTFOLIO

ELECTRICAL

Light Booth	Located back-of-house 2nd Balcony approx. 65' from the plaster line above the balcony.
Power	200 Amp 3 Phase, 120/208V disconnect on the storage room for touring company use. <i>Note: Facility does not have a spare cable to run to bus.</i>
Dimmers	89 2.4 KW EDI SPI Dimmers dedicated to performance lighting 6 house light dimmers. DMX
Control	Main console: ETC Element 60 w/ 2 LCD monitors and Net 3 Radio Focus Remote Unit
House Lights	Unison controls located backstage, lighting booth and lighting console. Step lights and exit lights must remain on during performance. <i>Note: Extra crew is needed if house lights are to be dimmed from back stage.</i>
Cable	15 – 6 Foot three pin cable 20 – 10 Foot three pin cable 20 – 25 Foot three pin cable
Trees	none
Circuits	89 ETC 2.4 dimmer per circuit (20 AMP grounded stage pin)

FOH POSITIONS

Balcony Rail	14'0" from the proscenium, throw is approximately 20'0" at 45% angle
Side Ports	Side ports bars per side running along the opera boxes throw is approximately 8' 0" at 45% angle. Excellent side lighting position.
Spot Booth	Approximately 65' from proscenium. Both positions are in the 2 nd Balcony.
Stage Positions	(all battens are 32'0" in length) Foot light 3'0" downstage of plaster line 1st Elec. 3'6" from plaster line 2nd Elec. 9'0" from plaster line 3rd Elec. 21'0" from plaster line
Onstage Rail Boxes	(Boxes are located catwalk rail onstage 25' SL & SR of center line.) Box 1 4'0" from plaster line Box 2 11'0" from plaster line Box 3 18'0" from plaster line
Instruments	Arrangements must be made in advance for rental and installation. 20 19° Source 4 16 26° Source 4 30 36° Source 4

McPHERSON OPERA HOUSE TECHNICAL PORTFOLIO

12 50° Source 4
30 Source 4 PARs
30 Source 4 Parnels
04 Altman ZS-4 Strip light hanging
20 Source Four Gobo Holder

Follow Spot: (2) Voyager Followspots
Spots are located in the light/sound booth.
Note: Follow Spots cannot be transported to other locations.

CIRCUITING

Circuit Chart (HR to HL, SL to SR, unless noted)

Front of House House Balcony 1-15
SL Proscenium 16-19
SR Proscenium 20-23
First Electric 24-38
Second Electric 39-53
Third Electric 54-68

SL Rail Boxes 1-DS 69-71
2-CS 72-74
3-US 75-77

SR Drop Boxes 1-DS 78-80
2-CS 81-83
3-US 84-86

Foot Lights 87-89

SOUND

Sound Booth Back-of-house above the 2nd balcony approximately 65 feet from the plaster line.

House Mix Center of House in 2nd balcony

Power DSR wall 100 Amp Disconnect 120/208 V, 3 Phase

Main Console RSS M-400 V-Mixer (digital), 48 mix channels, 16 AUX busses, plus Main L/R outputs and 8 matrices

Speaker Cluster Tannoy Q-Flex 32 (SR & SL) for Main level & 1st Balcony. Tannoy Q-Flex 24 (SR & SL) for 2nd Balcony. Tannoy Vnet15BP subwoofers (SR & SL).

Fill Speakers None

Monitor Speakers Community S-1296 (6) in full-range mode. RSS M-48 Live Personal Mixer (5) for IEM/personal wedges

Outboard Processors No Outboard—Included in the Roland M-400:

McPHERSON OPERA HOUSE TECHNICAL PORTFOLIO

	Stereo Reverb Reverb + Gate Stereo Chorus Delay x 2 Long Delay Multi Tap Delay Cross Modulation Delay Stereo Flanger Stereo Phaser Pitch Shifter x 2 Channel Strip x 2 Dual GEQ
Power Sequencing	Digital Mixer on UPS
System Signal Processor	V-Net DSP and beam shaping in Q-Flex & Vnet15BP speakers
Amplifiers	Mains: Powered Speakers
Production Intercom	Production Intercom (PI) MS-200 & MSM-2 (4 channels 200 Ohm)
Microphones	6 Channels of either Cardioid Dynamic or BeltPak wireless microphones. (3-Audio Technica AEW-5414c wireless systems) 6 Audio Technica AE4100. Audix i5 (2), D2 (4), D4 (2), D6(2), SCX-1C (1), ADX51 (2), SCX25A (2) Audix Microboom MB1250B (2)
Playback	Tascam CC-222SLmkII Tascam DV-D01U Sony PS-3 (BluRay player)
Mic Lines	32 on stage inputs patched from following panels: Proscenium Stage Right: 16 Proscenium Stage Left: 16 Upstage Wall Center: 4 Fly Rail Gallery (SR): 4 House I/O Box (SL & SR): 2 each
Headsets Stations	booth, stage, fly-rail, follow-spot Production Intercom (PI) BP-1 & SMH310 (12) Production Intercom (PI) LS-3T (4: Dressing & Green Rooms)
Hearing Assist	Gentner Digital 6 Transmitter (2) Receiver (10)
Paging System	Stagemanager paging/cue system zoned for on-stage / dressing room level; local volume controls

McPHERSON OPERA HOUSE TECHNICAL PORTFOLIO

PROPERTIES

Storage	There is limited storage on the stage area. At times trucks will be needed for additional storage
Equipment	
Orchestra Shell	None
Platform Riser	None
Choir Risers	6
Pianos	Shigeru Kawai Chamber Grand (6'8")

PRODUCTION AND SUPPORT AREAS

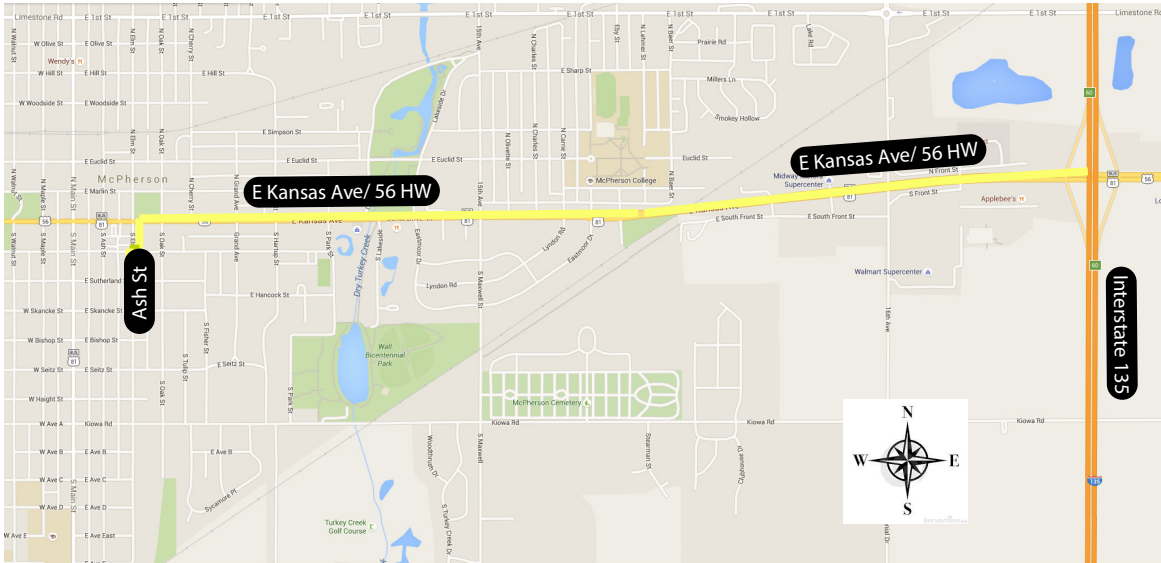
Dressing Rooms	Two 14'x20' dressing rooms with toilet and sink. One 6'6"x12' dressing room with toilet, sink and shower (star dressing room).
Laundry	One washer and dryer are located on the lower level beneath the dressing room area .
Green Room	Located on dressing room level, 12'x11'.
Production Office	Either the Green Room or the McPherson Arts Alliance office.
Crossover	Dressing room level beneath the stage.
Handicap Access	None
Building Entry	Alley at the rear of Opera House, door on north, or on the south side of the Opera House (Sutherland Avenue) on the east end.



McPHERSON OPERA HOUSE TECHNICAL PORTFOLIO

DIRECTIONS TO VENUE

GPS Address 219 S Main St McPherson Ks. 67460

From Interstate 135



-  Tour bus & van parking (shore power available)
-  Car parking